

CLENEO 600 3PL

Recessed IP65 LED luminaire with UGR<19 for mounting in modular ceiling, version for gypsum ceiling on request.

Mounting:	Modular ceiling lay in type in standard, option for gypsum ceiling on request.
Body material:	Steel and aluminium
Colour:	Standard White RAL 9016, other RAL colours on request
LED module:	Signify (Philips) or equivalent LED module included
Colour temperature:	3000K/4000K/Tunable White
Colour Rendering Index (CRI):	>80 in standard, >90 on request
Driver:	EVG/DALI/MasterConnect on request
Emergency unit:	on request
Movement sensor:	on request
Daylight control sensor:	on request
Operating temperature range:	0°C ... +40°C
IP Class:	IP65
Power:	220-240V 50/60Hz
Lighting direction:	Direct lighting
Reflector type:	Parabolic louver
Light distribution:	Symmetric
Diffuser:	Clear glass
General data:	5 Years standard warranty

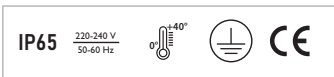
Different lumen output or wattage available on request

All other technical features such as: Luminaire Efficacy, LOR, Lumen maintenance L/B etc. available in our pricelist

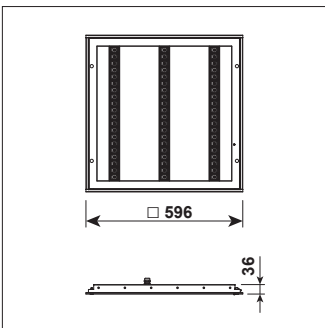
Wattage of products may vary due to constant LED efficacy improvements. Luminous flux & Luminaire Power tolerance +/- 10%.

System power consumption (LED module & driver) depends on components used

Efficacy depends on type of LED's, electronics, optics and diffuser and may differ from shown in our data pages. Most up to date information can be found in our lighting data file database.



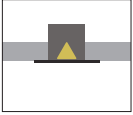
Drawing



Energy saving MasterConnect wireless lighting control system with daylight and movement detection technology on request.



Available versions



CLEANEO 600 3PL

Product code	Product name	Gross Lumen [lm]	Nett Lumen [lm]	Power [W]	Efficacy [lm/W]	Colour temperature [K]	Length [mm]	Width [mm]	Height [mm]	Nett Weight [kg]
Recessed luminaire lay-in type for modular ceiling with 3 rows of parabolic louvers and clear glass diffuser										
12.00100.83.E.ML.CG	CLEANEO 600 3PL/6600 lm/830/E/ML/CG	6600	5600	45	124	3000	595	595	70	7,00
12.00100.84.E.ML.CG	CLEANEO 600 3PL/6600 lm/840/E/ML/CG	6600	5600	45	124	4000	595	595	70	7,00
12.00100.83.DA.ML.CG	CLEANEO 600 3PL/6600 lm/830/DA/ML/CG	6600	5600	45	124	3000	595	595	70	7,00
12.00100.83.DA.ML.CG	CLEANEO 600 3PL/6600 lm/840/DA/ML/CG	6600	5600	45	124	4000	595	595	70	7,00