

# PLAFO 430 TW

Surface or pendant Tunable White LED luminaire.

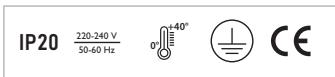
- Mounting:** Directly on the ceiling or suspended on 1,5m long steel wire suspension (with wire length control). Transparent power cable 1,5m long and steel wire suspension included.
- Body material:** Steel and aluminium
- Colour:** Standard White RAL 9016, other RAL colours on request (please add RAL colour after index number)
- LED module:** Signify (Philips), Osram, Tridonic or equivalent LED module included
- Colour temperature:** 2700-6500K
- Colour Rendering Index (CRI):** >80 in standard, other on request
- Driver:** DALI DT8 driver
- Emergency unit:** On request
- Movement sensor:** On request
- Daylight control sensor:** On request
- Operating temperature range:** 0°C ... +40°C
- IP Class:** IP20 in standard, IP44 on request
- Power:** 220-240V 50/60Hz
- Lighting direction:** Direct (direct/indirect on request)
- Light distribution:** Symmetric
- Diffuser:** OP (Opal), MP (Microprismatic), MP19 (Microprismatic with UGR<19)
- General data:** 5 Years standard warranty

Different lumen output or wattage available on request  
 All other technical features such as: Luminaire Efficacy, LOR, Lumen maintenance L/B etc. available in our pricelist

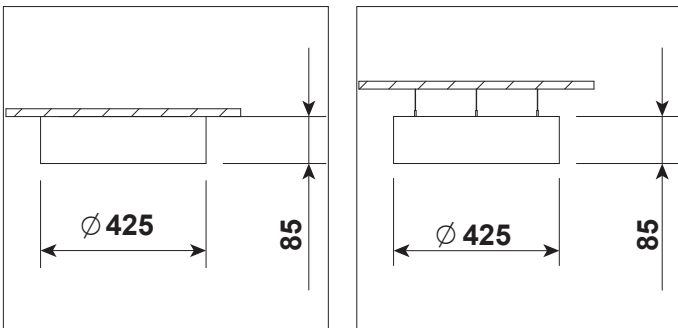
Wattage of products may vary due to constant LED efficacy improvements. Luminous flux & Luminaire Power tolerance +/- 10%.

System power consumption (LED module & driver) depends on components used

Efficacy depends on type of LED's, electronics, optics and diffuser and may differ from shown in our data pages. Most up to date information can be found in our lighting data file database.



## Drawing



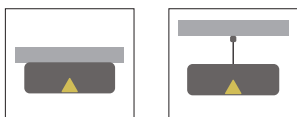
Energy saving EasyAir daylight and movement detection technology on request



Energy saving MasterConnect wireless lighting control system with daylight and movement detection technology on request.




## Available versions



### PLAFO 430 TW

Product code	Product name	Gross Lumen [lm]	Nett Lumen [lm]	Power [W]	Efficacy [lm/W]	Colour temperature [K]	Diameter [mm]	Height [mm]	Nett Weight [kg]
<b>Surface mounted - light down type DN</b>									
20.02100.TW.DT8.OP	PLAFO 430 TW/4000lm/TW/DT8/OP	4000	3400	28	121	2700-6500	Ø 425	85	3,8
20.02100.TW.DT8.MP	PLAFO 430 TW/4000lm/TW/DT8/MP	4000	3200	28	114	2700-6500	Ø 425	85	3,8
20.02100.TW.DT8.MP19	PLAFO 430 TW/4000lm/TW/DT8/MP19	4000	3200	28	114	2700-6500	Ø 425	85	3,8
<b>Suspended - light down type PND DN (suspension set and power cable with ceiling base included)</b>									
50.02100.TW.DT8.OP	PLAFO 430 TW PND/4000lm/TW/DT8/OP	4000	3400	28	121	2700-6500	Ø 425	85	3,8
50.02100.TW.DT8.MP	PLAFO 430 TW PND/4000lm/TW/DT8/MP	4000	3200	28	114	2700-6500	Ø 425	85	3,8
50.02100.TW.DT8.MP19	PLAFO 430 TW PND/4000lm/TW/DT8/MP19	4000	3200	28	114	2700-6500	Ø 425	85	3,8

#### Surface mounted with direct light



#### Pendant with direct light

