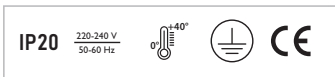


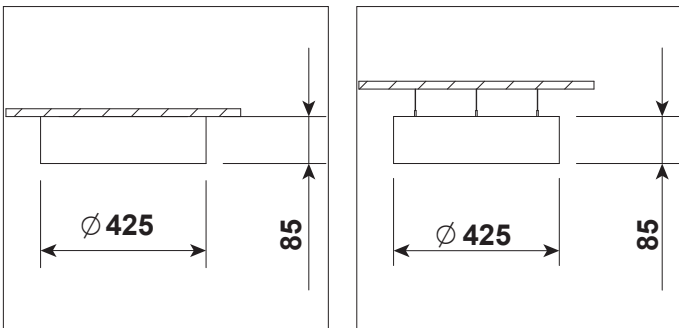
PLAFO 430 XC

Surface or pendant LED luminaire with EasyAir daylight&presence lighting control system.

Mounting:	Directly on the ceiling or suspended on 1,5m long steel wire suspension (with wire length control). Transparent power cable 1,5m long and steel wire suspension included.
Body material:	Steel and aluminium
Colour:	Standard White RAL 9016, other RAL colours on request (please add RAL colour after index number)
LED module:	Signify (Philips), Osram, Tridonic or equivalent LED module included
Colour temperature:	3000K or 4000K, other on request
Colour Rendering Index (CRI):	>80 in standard, other on request
Driver:	Xitanium SR
Emergency unit:	On request
Movement sensor:	EasyAir sensor included
Daylight control sensor:	EasyAir sensor included
Operating temperature range:	0°C ... +40°C
IP Class:	IP20 in standard, IP44 on request
Power:	220-240V 50/60Hz
Lighting direction:	Direct (direct/indirect on request)
Light distribution:	Symmetric
Diffuser:	OP (Opal), MP (Microprismatic), MP19 (Microprismatic with UGR<19)
General data:	5 Years standard warranty



Drawing



Energy saving EasyAir daylight and movement detection technology inside



Different lumen output or wattage available on request

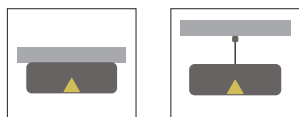
All other technical features such as: Luminaire Efficacy, LOR, Lumen maintenance L/B etc. available in our pricelist

Wattage of products may vary due to constant LED efficacy improvements. Luminous flux & Luminaire Power tolerance +/- 10%.

System power consumption (LED module & driver) depends on components used

Efficacy depends on type of LED's, electronics, optics and diffuser and may differ from shown in our data pages. Most up to date information can be found in our lighting data file database.


Available versions



PLAFO 430 XC

Product code	Product name	Gross Lumen [lm]	Nett Lumen [lm]	Power [W]	Efficacy [lm/W]	Colour temperature [K]	Length [mm]	Height [mm]	Nett Weight [kg]	
Surface mounted luminaire, light down										
20.01100.83.XC.OP	PLAFO 430 XC/5500lm/830/XC/OP	5500	4428	35	127	3000	∅ 425	85	3,8	
20.01100.84.XC.OP	PLAFO 430 XC/5500lm/840/XC/OP	5500	4428	35	127	4000	∅ 425	85	3,8	
20.01100.83.XC.MP	PLAFO 430 XC/5500lm/830/XC/MP	5500	4125	35	118	3000	∅ 425	85	3,8	
20.01100.84.XC.MP	PLAFO 430 XC/5500lm/840/XC/MP	5500	4125	35	118	4000	∅ 425	85	3,8	
20.01100.83.XC.MP19	PLAFO 430 XC/5500lm/830/XC/MP19	5500	4125	35	118	3000	∅ 425	85	3,8	
20.01100.84.XC.MP19	PLAFO 430 XC/5500lm/840/XC/MP19	5500	4125	35	118	4000	∅ 425	85	3,8	
Suspended luminaire, light down (suspension set and power cable with ceiling base included)										
50.01030.83.XC.OP	PLAFO 430 XC PND/5500lm/830/XC/OP	5500	4428	35	127	3000	∅ 425	85	3,8	
50.01030.84.XC.OP	PLAFO 430 XC PND/5500lm/840/XC/OP	5500	4428	35	127	4000	∅ 425	85	3,8	
50.01030.83.XC.MP	PLAFO 430 XC PND/5500lm/830/XC/MP	5500	4125	35	118	3000	∅ 425	85	3,8	
50.01030.84.XC.MP	PLAFO 430 XC PND/5500lm/840/XC/MP	5500	4125	35	118	4000	∅ 425	85	3,8	
50.01030.83.XC.MP19	PLAFO 430 XC PND/5500lm/830/XC/MP19	5500	4125	35	118	3000	∅ 425	85	3,8	
50.01030.84.XC.MP19	PLAFO 430 XC PND/5500lm/840/XC/MP19	5500	4125	35	118	4000	∅ 425	85	3,8	

Surface mounted with direct light



Pendant with direct light

